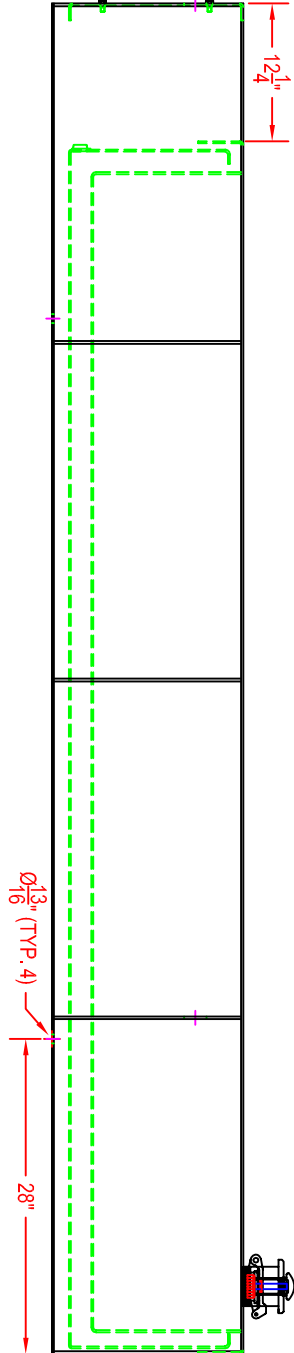
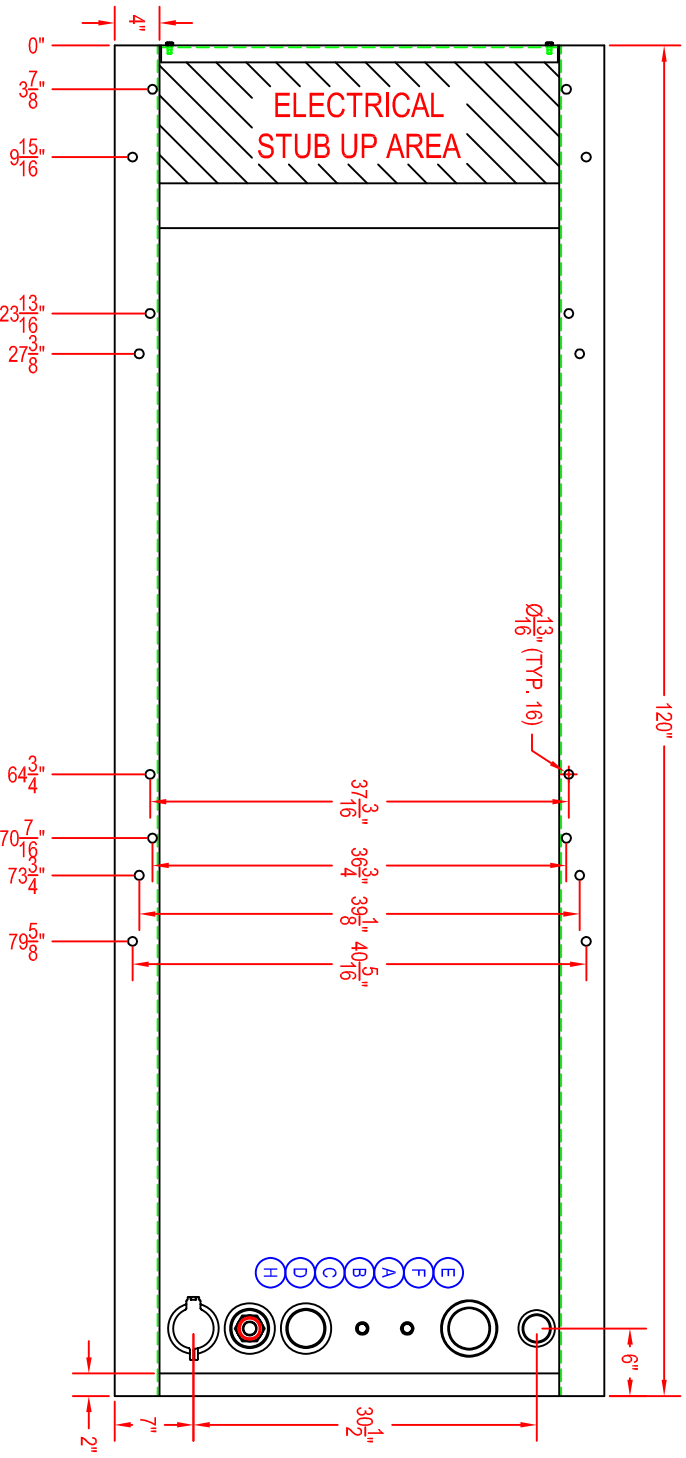
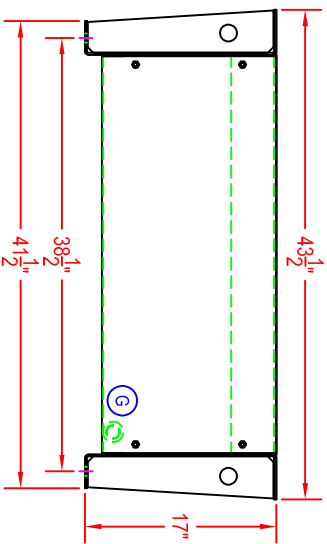


FITTING	DESCRIPTION	GAUGE LENGTH	MODEL/GAL
A	1/2" NPT FUEL SUPPLY	12" LONG	160084 / 200
B	1/2" NPT FUEL RETURN	14-1/2" LONG	
C	2" NPT LOW FUEL SWITCH	GAUGE LENGTH 2000 LBS.	
D	2" NPT MECHANICAL GAUGE		
E	1-1/4" NPT NORMAL VENT		
F	3" NPT EMERGENCY VENT		
G	1/2" NPT BASIN ALARM AND DRAIN		
H	2" NPT LOCKABLE FUEL FILL		

MODEL/GAL: 160084 / 200  
CUSTOMER: N/A  
JOB#: N/A

APPROVAL CHECKLIST	
REVIEWED BY	DATE
APPROVED AS NOTED	
NO EXCEPTIONS TAKEN / RELEASE FOR PRODUCTION	
NOT APPROVED / REVISE AND SUBMIT	

\*\*\*APPROVAL CHECKLIST MUST BE SIGNED PRIOR TO PRODUCTION\*\*\*



1	A	B	C
1	SPECIAL INSTRUCTIONS		

JOB NAME:	160084	FILE:	AM GEN	DWG NO.:	200 GAL TANK	REV:
DRAWN BY:	M.M.	DATE:	2/15/2007	SCALE:	N.T.S.	SPEC:
				UNIT:	HPW45-100, M128, M219	