

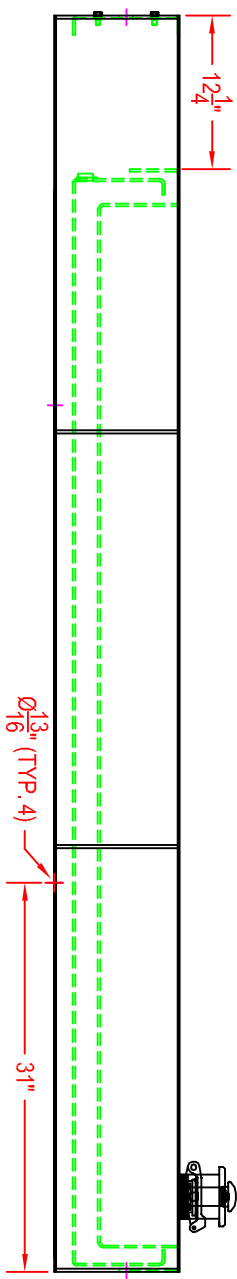
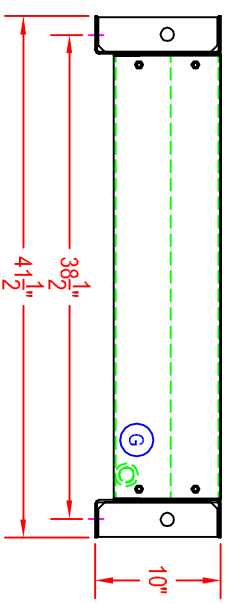
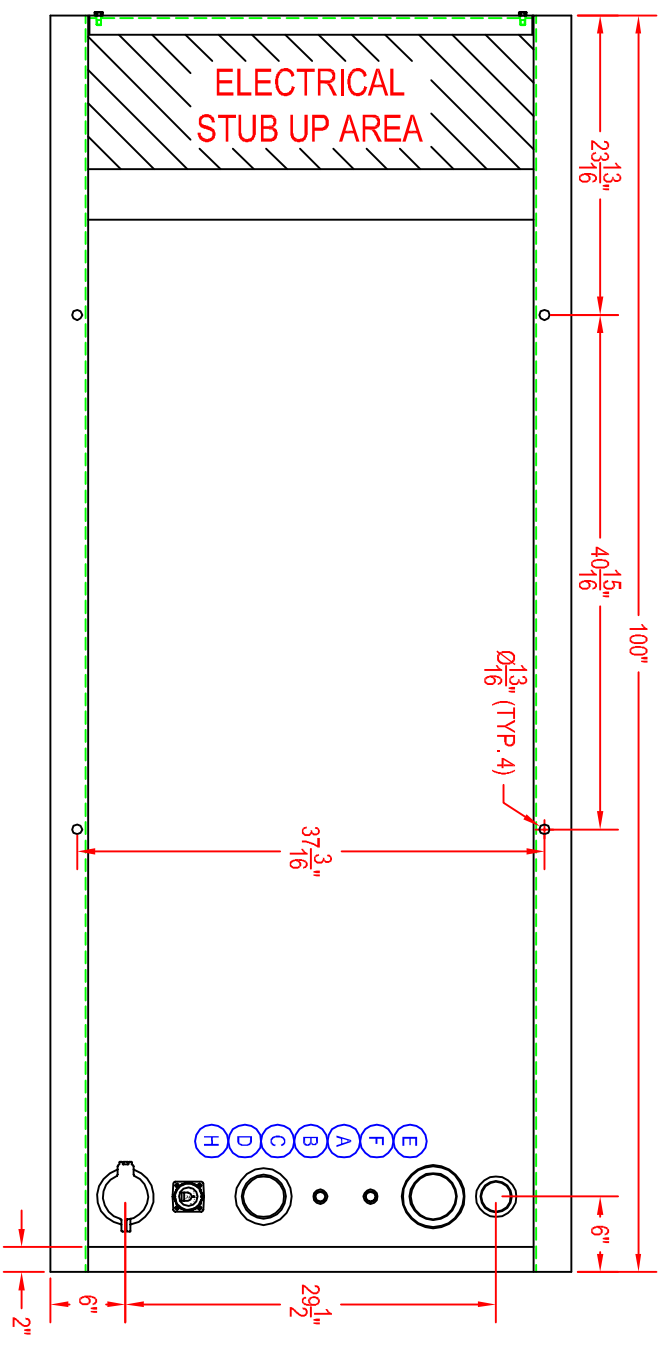
FITTING	DESCRIPTION	GAUGE LENGTH
A	1/2" NPT FUEL SUPPLY	6" LONG
B	1/2" NPT FUEL RETURN	7-1/2" LONG
C	2" NPT LOW FUEL SWITCH	GAUGE LENGTH
D	1-1/2" NPT ROCHESTER FUEL GAUGE	1200 LBS.
E	1-1/4" NPT NORMAL VENT	
F	3" NPT EMERGENCY VENT	
G	1/2" NPT BASIN ALARM AND DRAIN	
H	2" NPT LOCKABLE FUEL FILL	

MODEL/GAL: **160082 / 75** CUSTOMER: **AMERICA'S GEN.** WO#

APPROVAL CHECKLIST

REVIEWED BY	DATE
GENSET DELIVERY DATE:	
NO EXCEPTIONS TAKEN / RELEASE FOR PRODUCTION	
NOT APPROVED / REVISE AND RESUBMIT	

APPROVAL CHECKLIST MUST BE SIGNED PRIOR TO PRODUCTION



SPECIAL INSTRUCTIONS

JOB NAME:	160082		FILE:	AM GEN		DWG NO:	75 GAL TANK		REV
DRAWN BY:	M.M.	DATE:	2/15/2007	SCALE:	N.T.S.	SPEC:	U# 142 DOUBLE WALL	UNIT:	HPW28