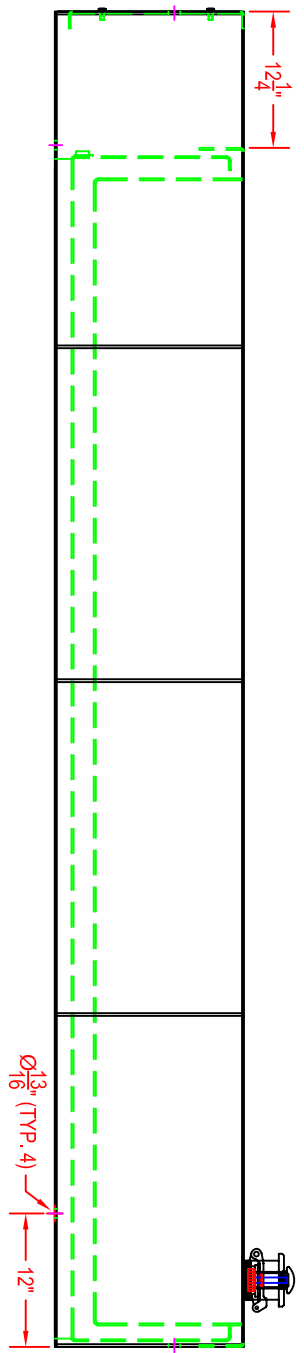
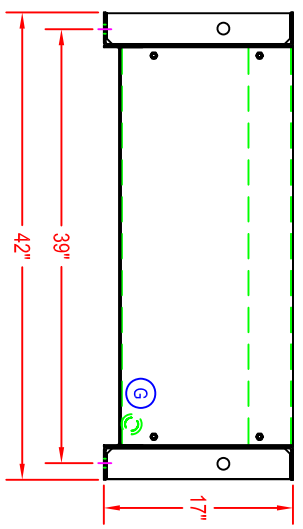
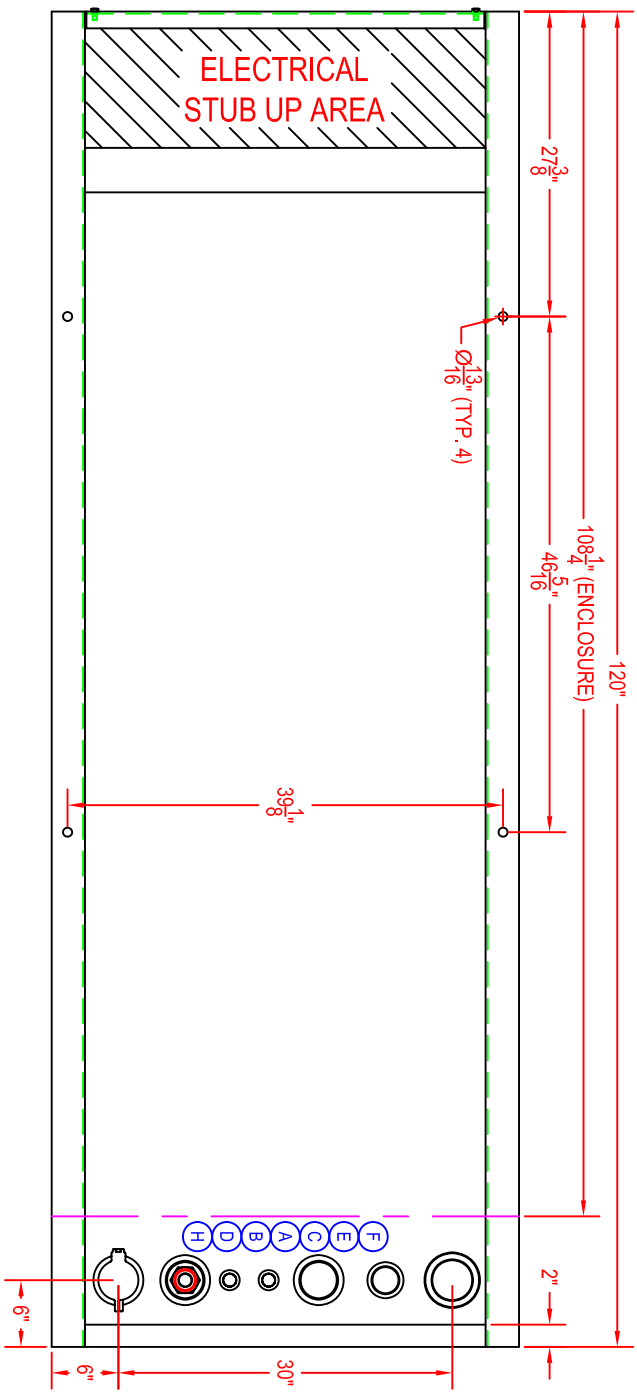


FITTING	DESCRIPTION	GAUGE LENGTH	MODEL/GAL
A	1/2" NPT FUEL SUPPLY	12" LONG	160073 / 200
B	1/2" NPT FUEL RETURN	14-1/2" LONG	
C	2" NPT LOW FUEL SWITCH	EMPTY WEIGHT 2000 LBS.	
D	2" NPT MECHANICAL GAUGE		
E	1-1/4" NPT NORMAL VENT		
F	3" NPT EMERGENCY VENT		
G	1/2" NPT BASIN ALARM AND DRAIN		
H	2" NPT LOCKABLE FUEL FILL		

CUSTOMER: AMERICAS GEN
 WO#: 8143-50

APPROVAL CHECKLIST	
REVIEWED BY	DATE
APPROVED AS NOTED	
NO EXCEPTIONS TAKEN / RELEASE FOR PRODUCTION	
NOT APPROVED / REVISE AND SUBMIT	

APPROVAL CHECKLIST MUST BE SIGNED PRIOR TO PRODUCTION



SPECIAL INSTRUCTIONS	
N/A	

JOB NAME:	160073	FILE	200 GAL TANK
DRAWN BY:	M.M.	DATE	1/29/2007
SCALE	N.T.S.	SPEC	UP # 142 DOUBLE WALL
HPV#	45, 60, 80, 100		