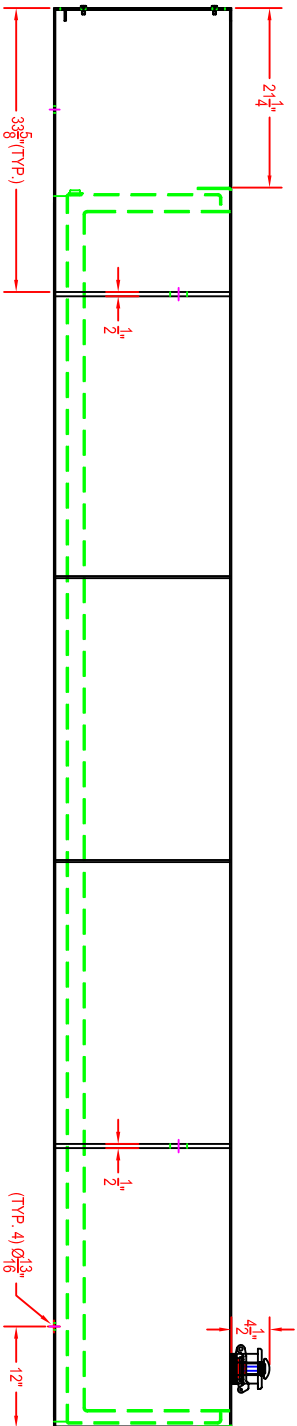
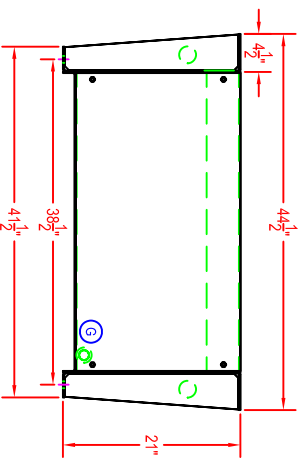
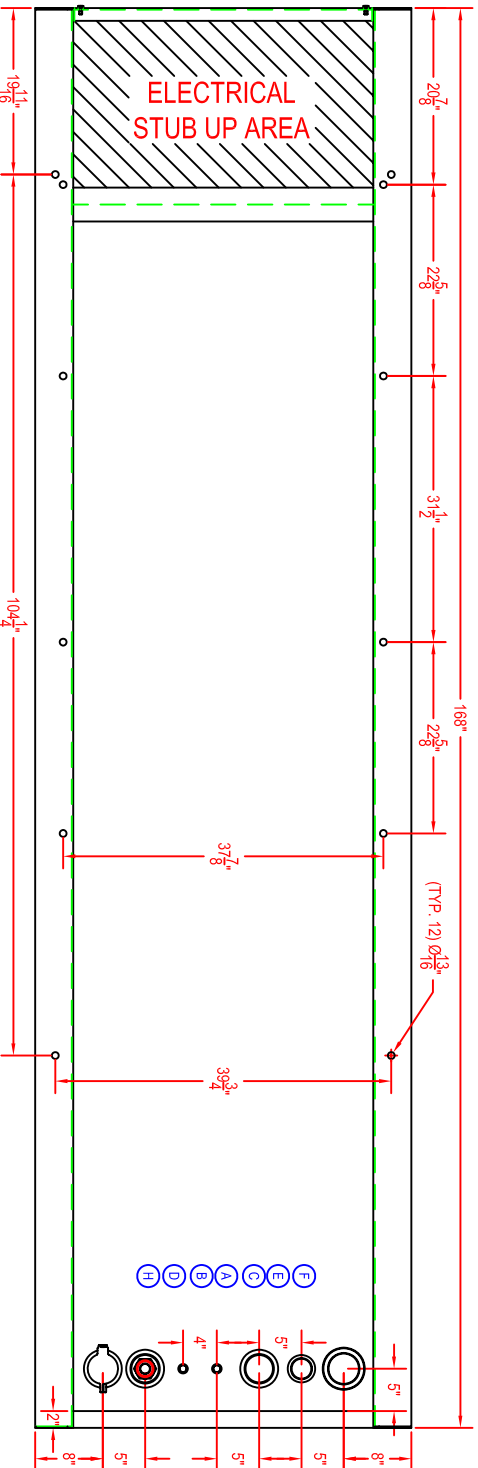


| FITTING | DESCRIPTION | GAUGE LENGTH | MODEL/GAL | |
|---|--------------------------------|---------------------------|---------------------------------|--|
| A | 1/2" NPT FUEL SUPPLY | 16" LONG | 1600094 / 350 | |
| B | 1/2" NPT FUEL RETURN | 18-5/8" LONG | | |
| C | 2" NPT LOW FUEL SWITCH | EMPTY WEIGHT 2800 LBS. | CUSTOMER AMERICAS GEN | |
| D | 2" NPT MECHANICAL GAUGE | | | |
| E | 1-1/4" NPT NORMAL VENT | | | |
| F | 3" NPT EMERGENCY VENT | | | |
| G | 1/2" NPT BASIN ALARM AND DRAIN | | | |
| H | 2" NPT LOCKABLE FUEL FILL | | | |
| JOB NAME: 1600094 | | | | |
| DRAWN BY: BK DATE: 10/06/04 | | | | |

| APPROVAL CHECKLIST | |
|---|------|
| REVIEWED BY | DATE |
| APPROVED AS NOTED | |
| NO EXCEPTIONS TAKEN / RELEASE FOR PRODUCTION | |
| NOT APPROVED / REVISE AND SUBMIT | |
| ***APPROVAL CHECKLIST MUST BE SIGNED PRIOR TO PRODUCTION*** | |



| SPECIAL INSTRUCTIONS | |
|---|----------------------------------|
| 1 N/A | |
| JOB NAME: 1600094 | |
| DRAWN BY: BK DATE: 10/06/04 | |
| FILE: AM GEN | DWG NO.: 350 GALLON |
| SCALE: N.T.S. | SPEC: UI# 142 DOUBLE WALL |
| UNIT: ASM6 & ASM7 | |